

13 Ways to Increase Your Conversion Rate Right Now

By Peep Laja, conversionxl.com

Increasing your conversion rates is absolutely crucial. Having a good conversion rate is the foundation of high sales volume.

Let's say your goal is to increase your sales by 50%. How would you do it? More advertising? Producing 50% more content? 50% more time, effort and money into marketing?

All of this could work, but it sure is much faster and cheaper to do it by increasing your conversion rate. **Remember - if you have 2% conversion, going to 3% is actually a 50% uplift in results!**

If you increase your conversion rate by just 5% per month, that will result in 79.5% increase for the whole year. Even small gains lead to large growth.

Sometimes just a small tweak can lead so significant improvement in conversion rates. Many small and a few big tweaks combined can bring dramatic increase in your results.

1. Do A/B testing

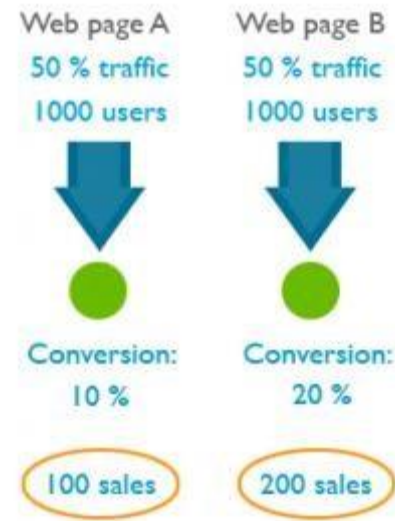
In real estate it's about location, location, location. In conversion optimization it's testing, testing, testing.

Wait! What's A/B testing in the first place?

A/B testing (or split testing) is a technique for increasing your website's conversion rate (that's its ability to turn visitors into customers). If you had two possible headlines for your page and you couldn't decide which to use, you could run an A/B split test which one works better.

You create two alternative versions of your page (page A and page B), each with a different headline. A/B testing software directs 50% of the incoming traffic to page A and 50% to page B. Both pages have a call to action, and in the end you count how many people took the action.

The page with more conversions (more people taking action) wins.



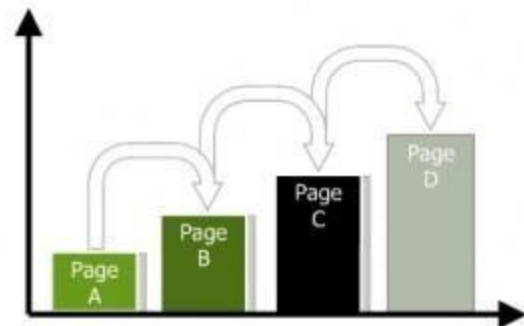
Your goal should be to have at least one, and preferably several A/B tests running at any given time on your site. There's no "perfect" when it comes to marketing sites, and the only way you learn about what works and doesn't work is to continuously test.

Deciding what to test

Marketers guess what factors to concentrate on and mess around testing things that have little or no impact on users or conversion goals. Instead, use the data available to you to spot the most important projects to focus on.

Typically you want to test pages that

- have the most traffic (or that get paid traffic),
- matter a lot in the conversion funnel (so landing pages and product pages - yes, about pages = not so much)



To help you decide what tests you want to do, consider the potential revenue each test may bring, and rank tests accordingly. It's important to test one hypothesis at a time - otherwise you won't know which change made the difference.

Main things to test:

- The headline. You should have a strong, convincing and believable headline that promotes the main offer. The legendary ad guru David Ogilvy once said: "On the average, five times as many

people read the headline as read the body copy. It follows that, if you don't sell the product in your headline, you have wasted 80% of your money." □ Page layout and navigation.

- [Your value proposition](#). What is it that the customer is getting for their money (how is it all described and laid out).
- The size of your order buttons and the wording of call to action (e.g. "Join now and get access to XYZ" vs "Sign up"). For software products the primary call-to-action should often be the "demo/trial", not the "checkout/purchase" buttons. Enlarging your action buttons usually helps.
- Layout: remove distractions (things that are not related to people taking your most wanted action) and focus on the main thing (product, form etc).
- Radical change. Sometimes you want to compare two totally different approaches.

Every good test is based on a hypothesis. Whether a test wins or loses, we're validating a hypothesis - hence testing is essentially validated learning. And learning leads insight which leads to better hypotheses, and in turns into better results.

With a hypothesis we're matching identified problems with identified solutions while indicating the desired outcome.

Identified problem: "It's not clear what the product is, what's being sold on this page. People don't buy what they don't understand."

Proposed solution: "Let's re-write product copy so it would be easy to understand what the product is, for whom, and what the benefits are. Let's use better product photography to further improve clarity."

Hypothesis: "By improving the clarity of the product copy and overall presentation, people can better understand our offering, and we will increase the number of purchases."

Does this make sense? Nothing magical or complicated here. The whole point is that we understand

- which problem we're solving,
- what's the solution,
- and which metric we are trying to improve with this.

So essentially a simple formula to use is this: "Changing [identified problem(s)] into [proposed solutions] will result in [desired outcome]." You don't need to use the exact sentence structure, but your statement should include description of the problem, solution and what you expect to change.

Make sure you check out this must-read post: [How to Build a Strong A/B Testing Plan That Gets Results](#).

What to use for testing

Many entrepreneurs spend money buying expensive testing software before they actually understand how to implement a conversion rate optimization process. You don't need to spend much.

- Google Content Experiences – built into Google Analytics (free).
- [Optimizely](#) says it's an A/B testing software you'll actually use, while [Visual Website](#)

[Optimizer](#) says it's the easiest. They're price similarly (the latter being a bit cheaper) and not out of reach for small business owners (but not dirt cheap).

There's no excuse for NOT testing. Testing is easy, fast and actually... fun! You get to test your hypotheses, learn new things all the time and exercise your creativity.

Testing should also never end. As soon as you have a winning page, try to build on that and test something else.

Incremental positive changes lead to substantial growth.

2. Create a compelling and clear value proposition

The potential of your conversion rate is determined by the value proposition, making it the most important conversion factor.

What exactly is a value proposition?

It's the primary reason a prospect should buy from you. Customers not only want to know "What's in it for me?" but "Why buy from you?"

If you had just 10 words to explain why people should buy from you instead of the competition, what would you say?

Many marketers try to improve results by changing page elements like font colors and sizes, button shapes, images, incentives, and so on, when the first step should really be focusing on strengthening their value propositions.

If your home page or the product page says "Welcome!" or lists just the name of your company or the product, you're missing out. Note that there is a difference between the value proposition for your company and your product. You must address both.

What makes a good value proposition?

- It must be differentiated from your competitors' offers.
- You may match a competitor on every dimension of value except one. You need to excel in at least one element of value (key important factor for the buyer).

Crafting a value proposition requires substantial reflection on what is unique about your company and your products and services. Having a powerful value proposition is not enough; it must be communicated effectively to achieve optimal results. You need to refine your value proposition until you can articulate it in a single, instantly credible sentence.

However hard you work on expressing your value proposition, to know its true effectiveness you must test to see how it resonates with your ideal prospect. Optimizing value propositions is a continual process that involves identifying, expressing, and testing/measuring. Use A/B testing to do it.

Read this post: <http://conversionxl.com/value-proposition-examples-how-to-create/>

3. Set up a sales funnel

Sometimes what kills your conversions is that you're asking for the sale (signup, whatever) too fast. People might be "just browsing", not be psychologically ready or not in a hurry to buy right now.

The more expensive and/or complicated the product, the more time people need before they're ready to commit.

As I mentioned earlier, for software products sometimes offering a demo or a free trial instead of asking for a signup or purchase can bring significant improvement in conversions. But in many cases you need to just slow down and build a sales funnel to build trust, develop relationship and prove your expertise.

Let's say your product is an online course on DIY home repair. Here's how you should go about it.

What the visitor wants

- To learn about DIY home repair

What you want

- Get the visitor to buy your course

How to do it

- Offer valuable free home repair advice via your blog, videos, free reports, whitepapers
- Become their trusted advisor
- Give them compelling reasons to sign up to your email list (in exchange for some good info)
- Free drip content video course via email
- Send them to your sales copy and ask for the sale



Some people say it takes at least 7 contacts with a prospective buyer before they're ready to buy from you. I haven't seen any recent research to back this up, but I know for a fact that the longer and deeper your relationship with the prospect, the more likely they are to buy from you.

So slow down. Offer value and results in advance, way before asking for the sale. Just capture their email address, so you could continue talking to them.

4. Cut the jargon

Clarity trumps persuasion, always.

Recently I came upon a site with the following value proposition:

"Revenue-focused marketing automation & sales effectiveness solutions unleash collaboration throughout the revenue cycle"

What does it mean? Can you now explain what they do and how is it useful to you? Not really, right?



Do not try to woo people with fancy, complicated business language - it just doesn't work.

You write for people, it's people who read your site. A marketing director or a purchasing manager are people too. Don't write for companies, write for people.

Clarity is something that I see marketers constantly struggling with. The best way to re-phrase all of the marketing speak on your site is to imagine you're explaining your product to your close friend. If there's a sentence worded in a way that you wouldn't use in a conversation with a friend, re-word it.

5. Address objections

Whenever people read your offer, there will be friction. They'll have some conscious and sub-conscious objections to what you're saying and hesitations about taking the offer.

While during in-person sales we can uncover those hesitations with questions and address the concerns, online that's kind of difficult. The solution is to prevent those objects by addressing all the possible issues in your sales copy right away.

Step one - create a list of all the possible hesitations and objections your potential customers might have. Step two, add info to your sales copy to eliminate or alleviate those concerns. The list can contains things like

- You don't understand my problem (*explain the problems your product solves*)
- Why should I believe you? (*show off your credentials, experience, awards etc*)
- What if it doesn't work on me? (*have testimonials of all kinds of users that have benefited from your product*)
- It's not worth the money, there are cheaper alternatives out there (*explain your price, compare with the competition, prove the value your product offers*)

... and so on. It's important to come up with as long list as you can. Seek external input, do user testing and ask your customers to figure out what all they might be concerned about.

6. Increase trust

Let's say you walk down the street, and some random dude comes up to you. "Hey, wanna buy an iPad2? Just \$50. It's brand new." Would you buy it?

You know the product is good. You know it's a really good deal. But you probably wouldn't still buy it. Why? *Because you don't trust him.*

Sales guru Zig Ziglar once said that there are only 4 reasons why people won't buy from you:

1. no need,
2. no money,
3. not in a hurry,
4. no trust.



h about the first 3 reasons, but we can build trust. Add trust elements to your website and see your conversions increase.

So what makes people trust a website? The good thing is that Stanford Persuasive Technology Lab has studied this over the years and has the answer.

Here's the list, make sure your website has all of the items present:

- **Make it easy to verify the accuracy of the information on your site.** You can build web site credibility by providing third-party support (citations, testimonials, articles in well-known publications, source material) for information you present, especially if you link to this evidence. Even if people don't follow these links, you've shown confidence in your material.
- **Show that there's a real organization behind your site.** The easiest way to do this is by listing a physical address. Other features can also help, such as posting a photo of your offices or listing a membership with the chamber of commerce.
- **Highlight the expertise in your organization and in the content and services you provide.** Do you have experts on your team? Are your contributors or service providers authorities? Be sure to give their credentials. Are you affiliated with a respected organization? Make that clear. Conversely, don't link to outside sites that are not credible. Your site becomes less credible by association.
- **Show that honest and trustworthy people stand behind your site.** Find a way to convey their trustworthiness through images or text. Post employee photos and bios that tell about family or hobbies.
- **Make it easy to contact you.** A simple way to boost your site's credibility is by making your contact information clear: phone number, physical address, and email address.

ConversionXL

- **Design your site so it looks professional (or is appropriate for your purpose).** People quickly evaluate a site by visual design alone. When designing your site, pay attention to layout, typography, images, consistency issues, and more. Amateur-looking websites kill trust, invest in a quality designer.
- **Make your site easy to use -- and useful.** Research shows that sites win credibility points by being both easy to use and useful. Some site operators forget about users when they cater to their own company's ego or try to show the dazzling things they can do with web technology.

Update your site's content often. People assign more credibility to sites that show they have been recently updated or reviewed. If you have a blog or a news section, make sure they're updated regularly. Nothing says "out of business" like an abandoned blog.

- **Use restraint with any promotional content (e.g., ads, offers).** Nobody likes hype, popups and blinking banners. People associate it with scam and spam. If possible, avoid having ads on your site. If you must have ads, clearly distinguish the sponsored content from your own. As for writing style, try to be clear, direct, and sincere.
- **Avoid errors of all types, no matter how small they seem.** Spelling errors and broken links hurt a site's credibility more than most people imagine. It's also important to keep your site fast, up and running.

7. Make it easy to buy from you

Your goal has to be to make doing business with you as easy as possible. Your users should not try to figure out how to buy from you or where to click. It has to be intuitive and self-evident. As few clicks as possible.

Could your grandma be able to buy from your site within a minute or two?

- **Tell your users what they should do next.** In every page, always guide the user towards the action you want them to take. Make the primary next step look more important than other links.
- **Do not give users too many options.** [The Paradox of Choice](#) (a great book, btw) states that the more choice you will give your users, the easier it is to choose nothing. Choice paralyzes. If you have a lot of products, build better filters, so your prospects could identify the right one for them without spending too much time.
- **Ask to fill as few fields as possible.** The more fields you have in your order or sign up form, the less people will fill it. Add the option to sign up via their Facebook or Google account. Don't ask for anything that you don't absolutely need to know in order to fulfill the order.
- **Do not force users to sign up in order to buy.** Do you know the story of the [300 million dollar button](#)? I suggest you read it. The main point: do NOT force people to sign up as a user in order to buy from you. Let them check out as a guest. It will make a world of difference.
- **Offer free shipping.** Free shipping was the most popular motivation for 82% of UK and 80% of US consumers in a [study conducted by eConsultancy](#), and gives etailers that offer this option a clear advantage over competitors.

8. Communicate value

A common mistake entrepreneurs make is that they do not provide enough information about the products and services they sell.

Let's take that chair, for instance. If I'd describe it like this (all true facts):

- Seat and back of breathable pellicle suspension material for long-term comfort.
- Weight: 51 pounds
- Color: Classic Carbon Pellicle
- Full 12-Year Manufacturer's Warranty

Price: \$869.



Would you pay \$869 based on what I just listed here?

No, that would be ridiculous. Yet so many sites do exactly that (luckily the maker of this chair [provides more info](#) than that). They just list a bunch of bullet points with features along with the price.

The best way to sell products and services is to to add as much information about them as is possible. Pages and pages and pages, videos and images. It's true that 79% of people won't read it all, but 16% read everything! That 16% is your main target group.

If one reads all of the product info and is not convinced yet, you have a problem. But if one is convinced after reading just 1/4, they can skip the rest and just complete the purchase right away. Up to 50% of potential sales are lost due to inadequate information, says [IDC](#), a global research company.

You need to provide enough information so that the prospect could convince themselves

Add pictures, videos, reviews to all of your products. Intelligent, neutral and benefit-oriented sales copy works the best. Take a look at Amazon - they manage to create a lot of content for most products they sell, and they sell millions of products.

Aah, and list the price AFTER you communicate the value. Otherwise people might make a snap judgement based on the price without reading the value it offers.

9. Offer proof

Whatever you claim, you need to back it up with proof. People are skeptical and they want to see the evidence.

So what kind of proof can you provide?

Customer testimonials. People who used your products verify your claims. It's a good idea to use testimonials from customers that were in a worse situation than the average customer. If even people in terrible circumstances could get the results, so can they!

- **Case studies.** We've all seen before and after type of case studies. Very effective.
- **The results of scientific tests and studies.** I know a log home manufacturing company that wrestled with the claims that log homes lose a lot of heat in the winter and they're expensive to keep up. They commissioned an independent study from a well-known university. The study found that the log homes are as energy efficient as any other kind of buildings. Now the manufacturer can refer to this study to back up their claims.
- **Third-party reviews.** Did a trade magazine or a blog write a glowing review? Show it off and link to it.
- **Social proof.** If you have thousands of customers, make it a well-known fact. Nobody wants to be the only idiot using your service. If you have thousands of people / companies use your service, can't be all that bad!
- **Show it!** Nothing like a good demo to prove what your product does. Use videos that showcase your product in action.

Go over all the claims you make in your sales page and figure out how to add some proof.

10. Remove distraction

This is big. You want people to focus on a single action and not be distracted from it.

Are there items on the page that could divert the visitor away from the goal?

The more visual inputs and action options your visitors have to process, the less likely they are to make a conversion decision. Minimizing distractions like unnecessary product options, links and extraneous information will increase the conversion rate.

On your landing pages and product pages, **remove or minimize everything that is not relevant to users taking action.**

1. Remove or shrink the menu.
2. Get rid of sidebars and big headers.
3. Eliminate elements that are not helping people take that one most important action
4. No blinking elements, no automatic sliders
5. Take off irrelevant (stock) images.

Ask yourself is there anything else that you could take off page, something that is NOT contributing to the conversion?

11. Compare with the competition before they do

Every product and service has its competitors - direct and indirect. Research shows clearly that people do their homework before purchasing a product and compare among providers. It seldom happens that someone will buy your product without checking out your competition first.

Taking that into account, use it – **compare your products to competing products before users do.**

People are lazy. More often people compare things without giving it a lot of thought - they just look at the price and main features. For example when choosing a web host they look at the server space and monthly payment and that's it. You, as an expert in your field, know that actually many other things should be considered.

When it's you doing the comparison, you can point out the things you feel are your biggest advantages over the alternatives. If your product is more expensive than others, then this is your chance to explain why.

What if your competition is already doing it?

Imagine if your competitor is openly comparing your services and making it look like their offer is superior, and you don't provide any information on why your product is better? A large number of people will take that competing offer.

Another benefit to adding product comparison pages to your website is that it can keep people from leaving your website. They can already do the comparison on your site, so why leave? It won't keep all of them on your site, but you'll definitely win over a good portion of visitors.

How to do the comparisons?

This depends on your product. If it's a pure spec-based product like say, a laptop, you can compare the specs (battery life, disk space, RAM etc) in a traditional table. If your product is more complex, use a more descriptive comparison.

If some of the specs are lower than the competition's, point out that maybe your support is way better or you provide personal consulting or its more green or whatever. Also, admitting your shortcomings is a good thing - it makes the rest of your case more believable.

The traditional way is using [tables like this](#), but probably you can come up with better, more creative ways.

12. Reduce or remove risk

Whenever there's a transaction, there's risk. Usually the vendor has the buyer carry most of the risk. If the risk seems to big, the purchase won't take place.

Offer guarantees to eliminate or reduce the perceived risks your prospects might have. Here are some examples of great guarantees:

- **Hyundai and America's Best Warranty.** Hyundai struggled with years with a reputation that it makes crappy cars that break down fast. So they initiated a 10-year warranty - basically saying that 'how can it be a bad car if we're giving it such a long warranty?' . Now Hyundai is considered the new Lexus.

- **The Punctual Plumber.** Plumbers are renowned for being late. To combat this prejudice, they branded themselves as 'The Punctual Plumber' and will pay you for every minute they're late. If they're willing to do it, they probably won't be late, will they? Guarantee removes risk.

Pizza delivered in 30 minutes or it's free. If you're ordering pizza, the delivery time is a concern. With a guarantee like that, this fear is eliminated.

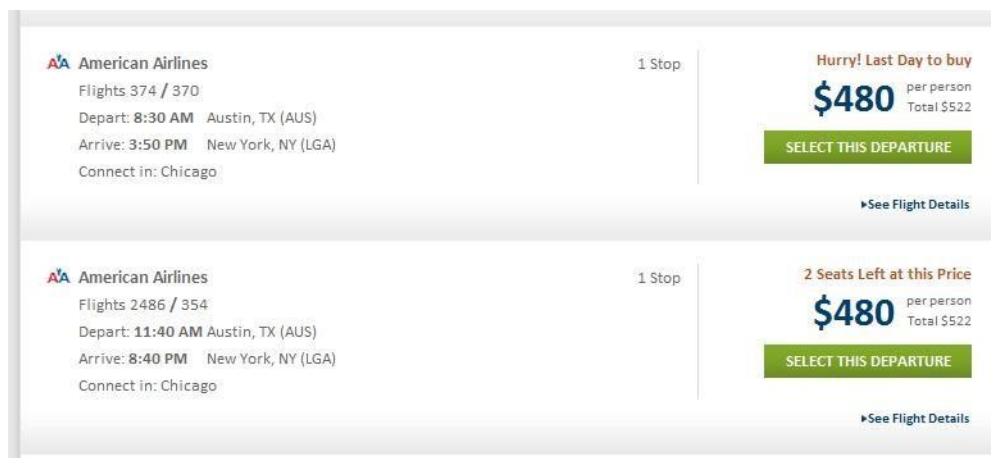
- **Not only will we give your money back, but also compensate your pain.** This is the most powerful kind of guarantee - a pain compensation guarantee.

30-day money-back guarantee is like the industry standard and you should definitely not offer any less. Try to do better than that.

A/B test various guarantees to find out what works best.

13 Add incentives to take action right away

Is there an indication that the action needs to be taken now? The tone of the presentation, offers and deadlines can all influence urgency. I bet you have seen urgency notifications like this before:



It might seem obvious to some and some might think it can't possibly work, but it does and very, very well. Nothing creates urgency like scarcity.

There's 2 kinds of of scarcity you can create:

- quantity-related scarcity (*2 seats left at this price*)
- time-related scarcity (*last day to buy*)

If the supply of your product is endless, you can give out time-sensitive bonuses, a free gift to first X amount of buyers or a discount if they complete the purchase within a certain time frame.

Word of advice: the reason for scarcity has to be *authentic*. Do not lie to your customers, ever. If it's [fake scarcity](#), people will know, and your trustworthiness plummets. It's not worth it.

Importat note

Content in this free whitepaper were just scratching the tip of the iceberg. There's so much to know and learn.

True conversion optimization is about data-driven approach: doing research, gathering data, analyzing it, creating smart hypotheses.

Keep reading ConversionXL blog to learn more.

What You Should Do Right Now

Follow me on Twitter for more conversion and business building advice: [@peeplaja](#) and connect with [me on LinkedIn](#).

[See our blog for more useful articles.](#)